

Spicy Spiral Table Runner

Cut your fabrics (width of fabric, 22") using the cutting guide (fig. 1). Keep in number order! Sew your strata, Fabric 1 through 8, make 4 strata. Press seams, two strata towards #1, two towards #8. (fig. 2)

Take one strata with Fabric #1 at top. Place a second strata with Fabric #* on top. You will be cutting through both pieces at one time, so try to line them up evenly. (fig. 3)

Using the cutting guide (fig. 4) start with a 9 degree wedge ruler, lining up 21 $\frac{3}{4}$ at the bottom of the stacked 2 strata. (fig. 5). This will be your first cut (you will be cutting two at one time). A fresh rotary blade is helpful.

For the second cut, line up the 21 mark on the wedge with the top of the stack and cut through both layers (fig. 6)

Continue alternating top and bottom (fig. 7) until you reach the end of the strata, then stack the last two strata the same (Fabric #1 on bottom of one, Fabric #8 on bottom of the other).

Start sewing with smallest pieces, working toward the large, making two spirals, lining up the bottom. (figures 8, 9, 10) Press all seams towards the short pieces.

When all pieces have been sewn, you will have two spirals (figures 11 and 12).

Sew the two halves together. Figure 13.

Layer with batting and backing, and quilt as desired. Then trim and bind.

What you need:

8 Fat Quarters

1 yard backing fabric

Cut 4 strips from each fat quarter using the following guide:

#1: 3"

#2: 2 $\frac{3}{4}$ "

#3: 2 $\frac{1}{2}$ "

#4: 3 $\frac{1}{4}$ "

#5: 2 $\frac{3}{4}$ "

#6: 3"

#7: 2 $\frac{1}{2}$ "

#8: 3 $\frac{1}{4}$ "

Make 4 identical strata by sewing the strips together (1/4" seam) in numbered order. Press the seams on two strata toward the #1 fabric. Press the seams on the other two strata toward the #8 fabric.



fig. 2



fig. 3

fig. 1

Cutting Chart:

21 $\frac{1}{2}$	
21	
20 $\frac{1}{2}$	
19 $\frac{1}{2}$	
18 $\frac{1}{2}$	
18	
17 $\frac{1}{2}$	
16 $\frac{1}{2}$	
15 $\frac{1}{2}$	
15	
14 $\frac{1}{2}$	
13 $\frac{1}{2}$	
12 $\frac{1}{2}$	
12	
11 $\frac{1}{2}$	
10 $\frac{1}{2}$	
9 $\frac{1}{2}$	
9	
8 $\frac{1}{2}$	
7 $\frac{1}{2}$	
6 $\frac{1}{2}$	
6	
5 $\frac{1}{2}$	
4 $\frac{1}{2}$	
3 $\frac{1}{2}$	




fig. 4




fig. 5




fig. 6



fig. 8



fig. 9




fig.10



fig. 11



fig.12




fig. 13

